

## H61MHV3 Motherboard







- Supports Intel 2nd and 3rd generation Core i7 / i5 / i3 / Pentium / Celeron processors in the 1155 package
- Supports 2 DIMM of DDR3 1600/1333/1066 MHz up to 16GB maximum capacity
- Supports USB 2.0
- Supports HDMI
- Supports GbE LAN

### Specification

CPU SUPPORT	Support Intel Core™ i7/ i5/ i3 processors and Intel Pentium processors/ Intel Celeron processors in the LGA1155 package * Please refer to <a href="http://www.biostar.com.tw">www.biostar.com.tw</a> for CPU support list.
MEMORY	Supports Dual Channel DDR3 1066/ 1333/ 1600 2 x DDR3 DIMM Memory Slot, Max. Supports up to 16 GB Memory Each DIMM supports non-ECC 512MB/ 1/ 2/ 4/ 8 GB DDR3 module * DDR3 1600 memory module (depending on CPU) * Please refer to <a href="http://www.biostar.com.tw">www.biostar.com.tw</a> for Memory support list.
INTEGRATED VIDEO	By CPU model
STORAGE	4 x SATA II (3Gb/s)
LAN	Realtek RTL8111H 10/ 100/ 1000 Mb/s auto negotiation, Half / Full duplex capability
AUDIO CODEC	ALC897 7.1 Channels, High Definition Audio
USB	8 x USB 2.0 port (4 on rear I/Os and 4 via internal headers)
EXPANSION SLOT	1 x PCIe 2.0 x1 1 x PCIe 3.0 x16 Slot (x16 mode, depending on CPU)
REAR I/O	1 x PS/2 Keyboard / Mouse 1 x VGA Port 1 x HDMI Port 4 x USB 2.0 Ports 1 x LAN port 3 x Audio Jack

INTERNAL I/O	<ul style="list-style-type: none"> <li>4 x SATA II (3Gb/s)</li> <li>2 x USB 2.0 Headers (each header supports 2 USB 2.0 ports)</li> <li>1 x 4-Pin Power Connector</li> <li>1 x 24-Pin Power Connector</li> <li>1 x CPU Fan Connector</li> <li>1 x System Fan Connector</li> <li>1 x Front Panel Header</li> <li>1 x Front Audio Header</li> <li>1 x Internal Stereo Speaker Header</li> <li>1 x Clear CMOS Header</li> <li>1 x COM Port Header</li> </ul>
H/W MONITORING	<ul style="list-style-type: none"> <li>CPU / System Temperature Monitoring</li> <li>CPU / System Fan Monitoring</li> <li>Smart / Manual CPU Fan Control</li> <li>System Voltage Monitoring</li> </ul>
DIMENSION	Micro ATX Form Factor Dimension: 17cm x 19.1cm ( W x L )
OS SUPPORT	<ul style="list-style-type: none"> <li>Supports Windows 7/ 8/ 8.1/ 10</li> <li>*Biostar reserves the right to add or remove support for any OS with or without notice.</li> </ul>
BUNDLE SOFTWARE	BIO-Remote2
ACCESSORIES	<ul style="list-style-type: none"> <li>2 x SATA Cable</li> <li>1 x I/O Shield</li> <li>1 x DVD Driver</li> <li>1 x Quick Guide</li> </ul>
FEATURES	<ul style="list-style-type: none"> <li>BIO-FLASHER</li> <li>Supports Charger Booster</li> </ul>

## OVERVIEW

	<p><b>Intel H61 chipset</b></p> <p>The Intel® H61 Express Chipset is a single-chipset design to support the new 1155 socket Intel® 3rd/2nd Generation Core™ i7 / Core™ i5 / Core™ i3 / Pentium® / Celeron® processors. It provides improved performance by utilizing serial point-to-point links, which allows increased bandwidth and stability.</p>
	<p><b>HD Audio</b></p> <p>Provides high quality sound with minimal loss of audio fidelity.</p>
	<p><b>HDMI 4K2K</b></p> <p>The new 4K2K resolution enables high-definition image display with four times the resolution of full HD, 4K2K display is faithfully express bright, highly detailed content that fills the entire screen with lifelike images. Connectivity with PCs via a single HDMI cable for displaying 4K2K data.</p>
	<p><b>DX11</b></p> <p>Direct3D 11 enables Direct3D 10 APIs and Direct3D 11 APIs to use one underlying rendering device. And it allows developers to achieve a high speed, fully conformant software rasterizer.</p>

	<h3>Charger Booster</h3> <p>Charger booster is the best and efficient charger solution for apple devices such as iPad, iPhone. Basically, Charger booster Technology is able to boost the charging time to be more efficiency and faster once any apple goods connecting to our Motherboard. With charger booster technology, you are able to charge your apple devices up to 42 % faster.</p>
	<h3>PCIe 3.0</h3> <p>PCIe 3.0 is the ubiquitous and general-purpose PCI Express I/O standard. At 8GT/s bit rate, the interconnect performance bandwidth is doubled over PCIe 2.0, while preserving compatibility with software and mechanical interfaces.</p>
	<h3>Dual DDR3-1600</h3> <p>It supports 2 or 4 DIMM Slots DDR3 memory that features data transfer rates of DDR3 1600/1333. The processor support 2 memory channels and setting the memory multiplier, allows selection of the channel speed. These clearly uplift the band width and boost the overall system performance.</p>
	<h3>X.D.C (eXtreme Durable Capacitors)</h3> <p>Biostar adopts low ESR and high ripple conductive solid state caps that provide sufficient, stable power supply to the CPU. The life span can also be more than 6.25 x of ordinary liquid caps.</p>
	<h3>ESD Protection</h3> <p>ESD (Electrostatic Discharge) is the major factor to destroy the PC by electrical overstress (EOS) condition. ESD occurred by PC users when touch any devices connect to a PC, which may result in damage to the motherboard or parts. ESD protection is designed to protect the motherboard and equipment from damage by EOS.</p>
	<h3>OC / OV / OH Protection</h3> <p>OC / OV / OH Protection design detects overvoltage conditions and prevents voltage surges from spreading in real time. It also actively cuts off the overvoltage supply to protect your system.</p>
	<h3>BullGuard Internet Security (90 days FREE trial)</h3> <p>BullGuard Internet Security comes with the broadest line-up of internet security features on the market, including: a cutting-edge dual Antivirus engine, Online Backup for your precious files, PC Tune Up to speed up your system, a Game Mode for a seamless gaming experience, Parental Control, Firewall, Safe Browsing and many more. Make the most of your digital life with Bullguard!</p>
	<h3>UEFI BIOS</h3> <p>Unified Extensible Firmware Interface (UEFI) is a brand new framework that provides a revolutionary interface. It is a modern clear and easy-to-use graphical user interface. The UEFI comes with a colorful easy-understand icons leads users into the setup layer directly.</p>
	<h3>BIO-Flasher</h3> <p>BIO-Flasher is a convenient BIOS update tool. Just launch this tool and put the BIOS on USB pen driver before entering the OS. You can update your BIOS with only a few clicks without preparing an additional floppy disk or other complicated flash utility.</p>



## HDMI

The terms HDMI and HDMI High-Definition Multimedia Interface, and the HDMI Logo are trademarks or registered trademarks of HDMI Licensing Administrator, Inc. in the United States and other countries.

\*The specification and pictures are subject to change without notice and the package contents may differ by area or your motherboard version!



BIOSTAR®  
Beyond Better, Racing to the Future.